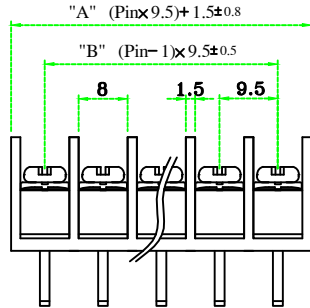
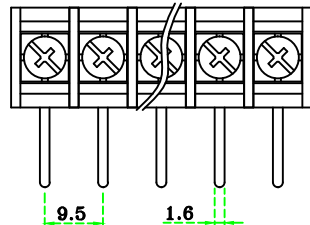


4				
3	Screw	Steel	Ni	M3.5
2	Terminal	Brass	TIN	1/2H
1	Base	PBT		UL94 V0
A	Part Name	Material	Plating	Remark

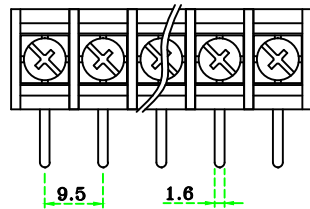
Current rating	AC250V 10Amp
Insulation resistance	1000M Ohms of More at DC500V
Withstand voltage	AC2000V/Minute
Wire range	AWG #14~22
Torque	6.9 lb-in



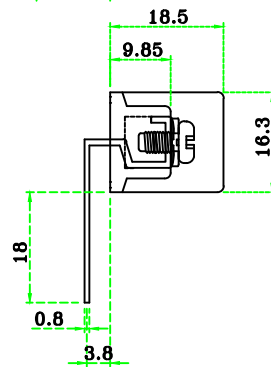
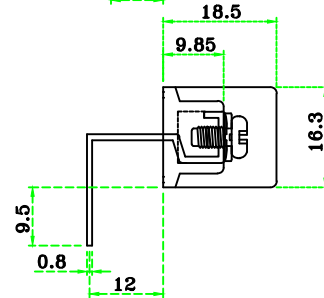
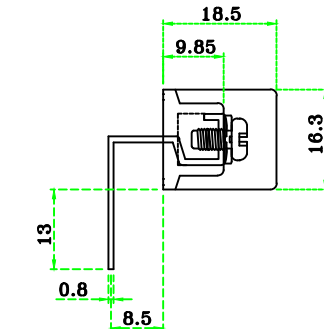
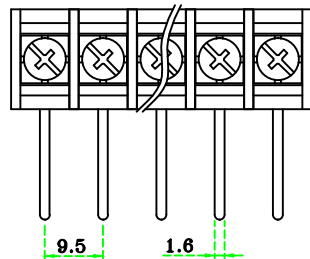
(A Type)
<Standard>



(B Type)



(C Type)



Option.

1. Cover 사용시 모델No. : BI-95A-2LC-*P

Note.

1. 지시하지 않은 공차: GENERAL TOLERANCES

PCB hole Dia: $\phi 2.0$

GENERAL TOLERANCES			Part Name.		Dwg No.	
0 ~ 50	± 0.5		Terminal block		BI-95A-2L-*P	
50 ~ 100	± 0.8		Drawing BY.		Checkd BY.	
100 ~ 150	± 1.0		Approval BY.		Sheet No.	
150 ~ 200	± 1.2		of			
Scale					(주)부일일렉트로닉스 BUIL ELECTRONICS CO., LTD. www.ebuil.com	
Materral						
Finish						