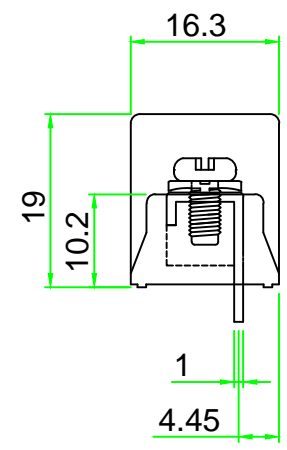
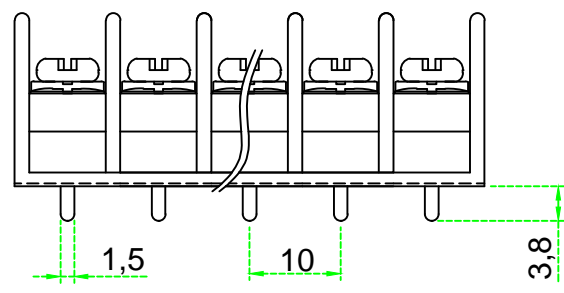
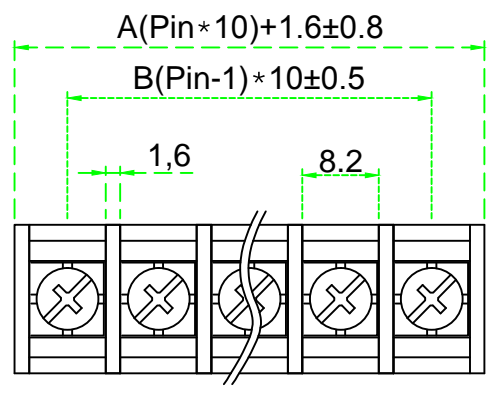


4					Current rating	AC250V 18Amp
3	Screw	Steel	Ni	M3.5	Insulation resistance	1000M Ohms of More at DC500V
2	Terminal	Brass	TIN	1/2H	Withstand voltage	AC2000V/Minute
1	Base	PBT		UL94V0	Wire range	AWG #12~22
A	Part Name	Material	Plating	Remark	Torque	6.9 lb-in



PCB hole Dia:  $\phi 2.0$

Note.

1. **One Mold** 최대 핀수: 20Pin
2. **Base** 연결용 최대 핀수 :  $\infty$
3. **Base** 연결용은 마지막에 **End cover** 사용시 1.4mm 커짐
4. **Cover** 사용시 모델No. : BI-10A-1C-\*P\_(Option)
5. 지시하지 않은 공차: **GENERAL TOLERANCES**

GENERAL TOLERANCES		Part Name.	Dwg No.	
0 ~ 50	$\pm 0.3$	Terminal block	BI-10A-1-*P	
50 ~ 100	$\pm 0.5$			
100 ~ 150	$\pm 0.8$	Drawing BY.	Checkd BY.	Approval BY.
150 ~ 200	$\pm 1.0$			
Scale	/	Sheet No.		of
Material		(주)부일일렉트로닉스 BUIL ELECTRONICS CO., LTD. www.ebuil.com		
Finish				