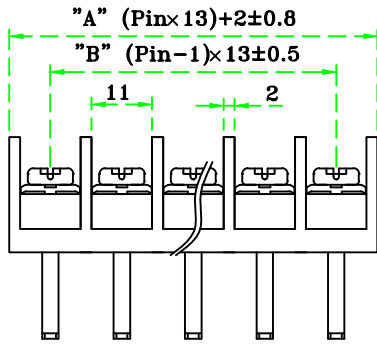
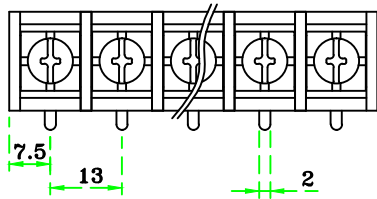


| | | | | | | | |
|-----|-----------------|----------|----------|--------|-------|------|--------|
| | 1 | | | 2 | | | |
| 4 | | | | | | | |
| 3 | Screw | Steel | | Nickel | | | M4 |
| 2 | Terminal | Brass | 1/2H | TIN | | | 1t |
| 1 | Base | PBT | UL94V-0 | | Black | | |
| No. | COMPONENT PARTS | MATERIAL | STANDARD | PLATED | COLOR | Q'TY | REMARK |

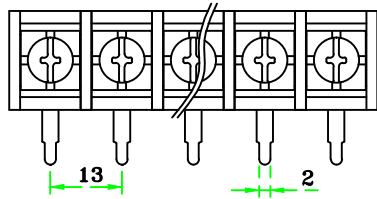
| | |
|-----------------------|------------------------------|
| 3 | 4 |
| Current rating | AC250V 30Amp |
| Insulation resistance | 1000M Ohms of More at DC500V |
| Withstand voltage | AC2000V/Minute |
| Wire range | AWG #10~18 |
| Torque | 12lb-in(13.8kgf·cm) |



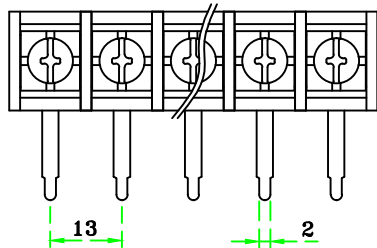
"C" Type(Standard)



"B" Type

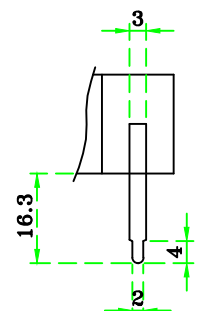
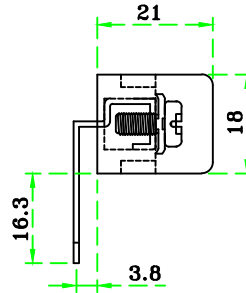
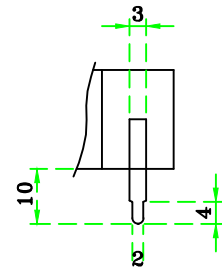
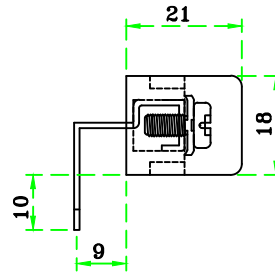
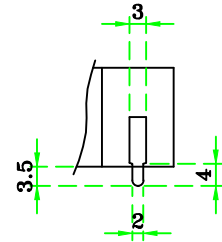
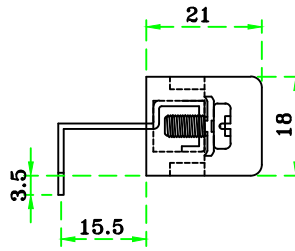


"A" Type



PCB hole Dia : $\phi 2.5$

(배면)



(Option)

1. Cover 사용시 No. : BI-13A-2LC-*P

(Note)

1. 지시하지 않은 공차: GENERAL TOLERANCES

(Dimension)

| | | | | | | | | | | | | | | | | | | | |
|-------|----|----|----|----|----|----|-----|-----|-----|-----|-----|-----|-----|-----|-----|-----|-----|-----|-----|
| Pin | 2 | 3 | 4 | 5 | 6 | 7 | 8 | 9 | 10 | 11 | 12 | 13 | 14 | 15 | 16 | 17 | 18 | 19 | 20 |
| A±0.8 | 28 | 41 | 54 | 67 | 80 | 93 | 106 | 119 | 132 | 145 | 158 | 171 | 184 | 197 | 210 | 223 | 236 | 249 | 262 |

| | | |
|--------------------|------|---|
| GENERAL TOLERANCES | | |
| 0 ~ 50 | ±0.5 | / |
| 50 ~ 100 | ±0.8 | |
| 100 ~ 150 | ±1.0 | |
| 150 ~ 200 | ±1.5 | |
| Scale | / | |
| Material | | |

| | | | |
|-------------------------------------------------------------|------------|--------------|--------------|
| Part Name. | | Dwg No. | |
| Terminal Block | | BI-13A-2L-*P | |
| Drawing BY. | Checkd BY. | Approval BY. | Sheet No. of |
| | | | |
| (주) 부일일렉트로닉스 BUIL ELECTRONICS CO., LTD. www.ebuil.com | | | |